



ECD A-SportsG Innovation Guidance Project 2022

"FUN TEACHERS FOR ACTIVE KIDS"

PCF Sparkletots @
Bukit Panjang Blk 226

(BP226)

Maria Zheng

Sarifa Binte Jupri

Project Description

The project aims to introduce children to the different job responsibilities, tools and relevant skills required in each job while incorporating motor skills.



Project Aims

To get children to become more active.

- Provide exposure to different occupational duties and tasks
- Incorporate more motor skills activities indoors
- Utilise the centre spaces effectively

Project Outcomes

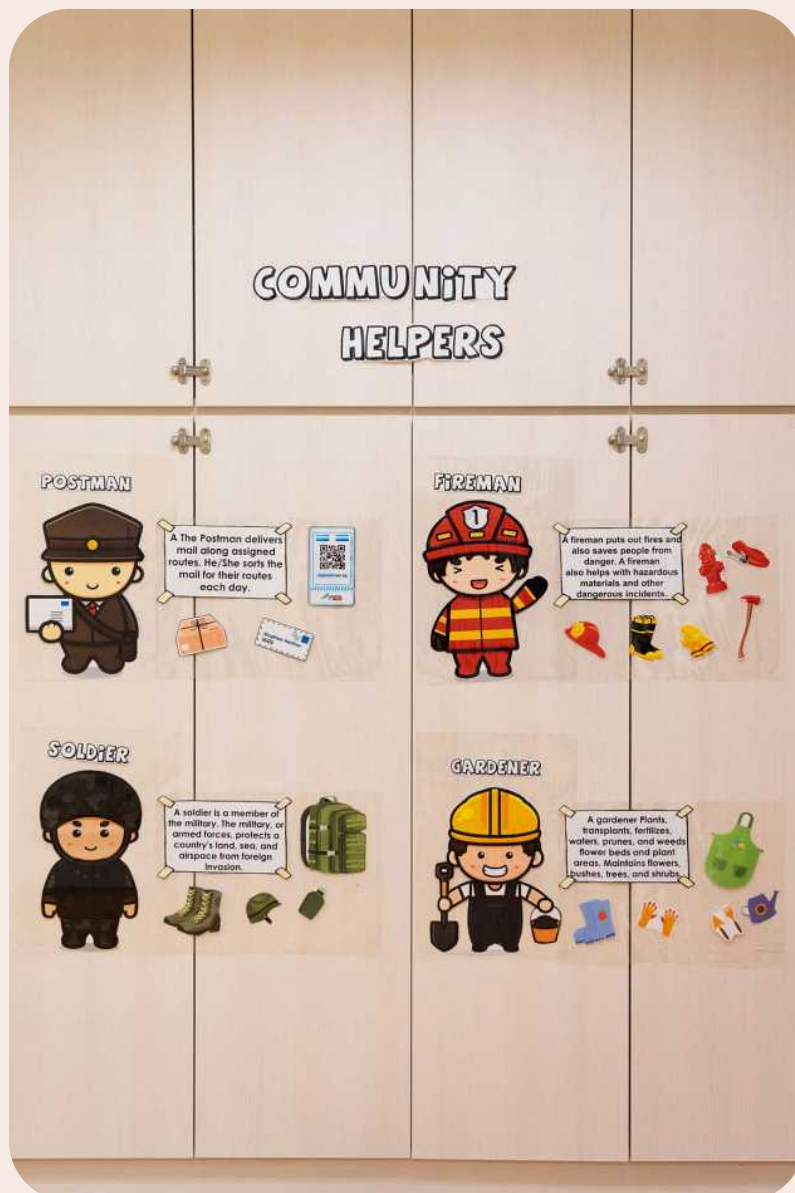
Centre	Teachers	Children
<ul style="list-style-type: none">• Environment as the 3rd teacher• Better utilised the spaces and available resources• Increased the amount of movement activities within the curriculum time	<ul style="list-style-type: none">• Gained expertise on how to incorporate gross motor skills in lessons to make them more engaging and interesting• Transition between lessons was made more interesting and children were able to better focus during lessons	<ul style="list-style-type: none">• Had more opportunities and time for active movement during curriculum time• Enjoyed moving to various locations and did not stray into the open classrooms• Became more curious and learnt more about the people in the community• Understood how professionals make their neighbourhood a better place

Learning Lessons: This project has given the children the opportunity to reinforce learning through movement. It also improved the concentration of the children in class to allow deeper learning to take place.

Ways to Integrate Movement throughout the Day

(1) INTEGRATED LESSONS PLANS

In this series of lesson plans, children will be learning about the different occupations where they will experience the role and responsibilities of the occupation while applying their gross motor skills.



(a) The Teacher

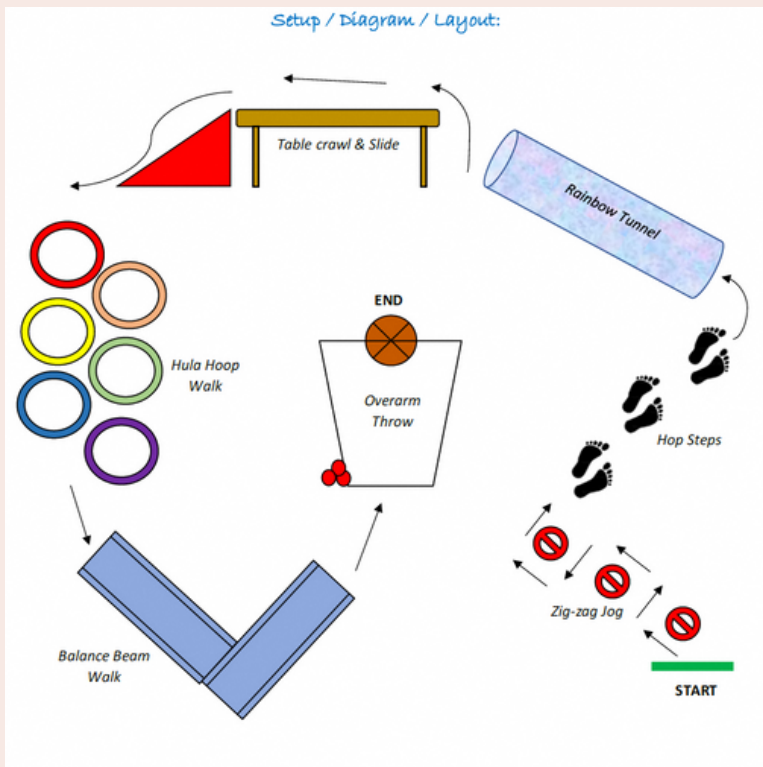


Domains that are integrated: Motor Skills Development and Language

Objectives:

- Explore the role of the teacher and the tools used by a teacher to teach
- Bend and stretch different parts of the body to form letters of the alphabet with their partners
- Familiarize with the alphabet; reciting, identifying, and producing the sounds of the individual letters

(b) The Soldier

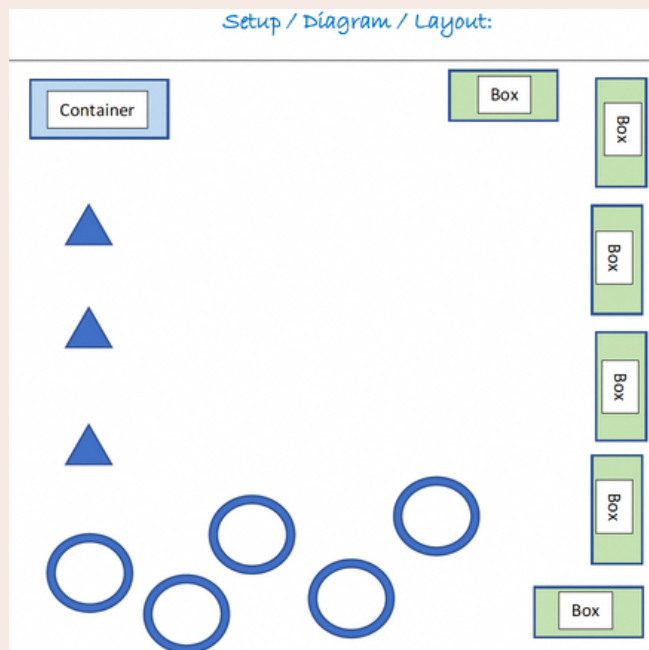


Domains that are integrated: Motor Skills Development and Discovery of the World

Objectives:

- Experience the physical activities and environmental/ sensorial experiences of being a soldier out on a field practice
- Develop both fine and gross motor skills which affect their physical fitness, agility and body coordination
- Solve problems as they learn how to manoeuvre up, over, or through obstacles while exploring textures in their environment

(c) The Postman

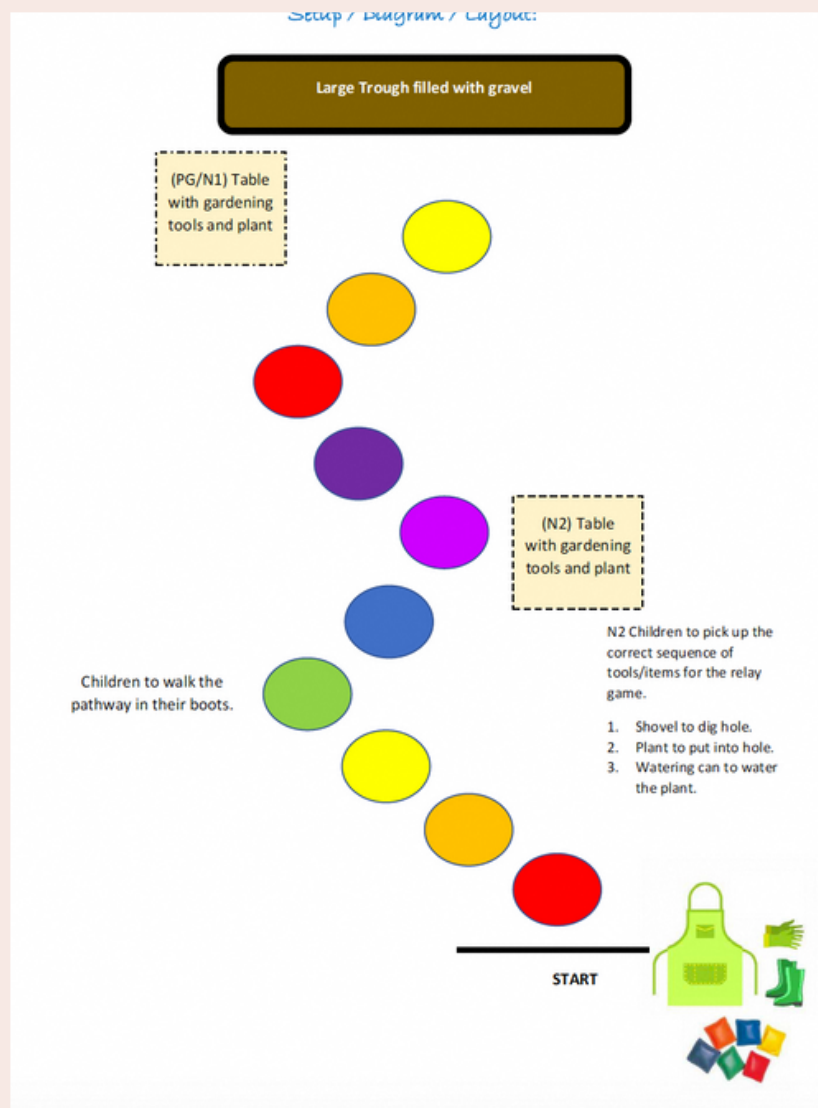


Domains that are integrated: Motor Skills Development and Numeracy

Objectives:

- Explore the role of a postman and experience the process of delivering mail to various mailboxes
- Develop their fine and gross motor skills
- Match the letters and numerals

(d) The Gardener

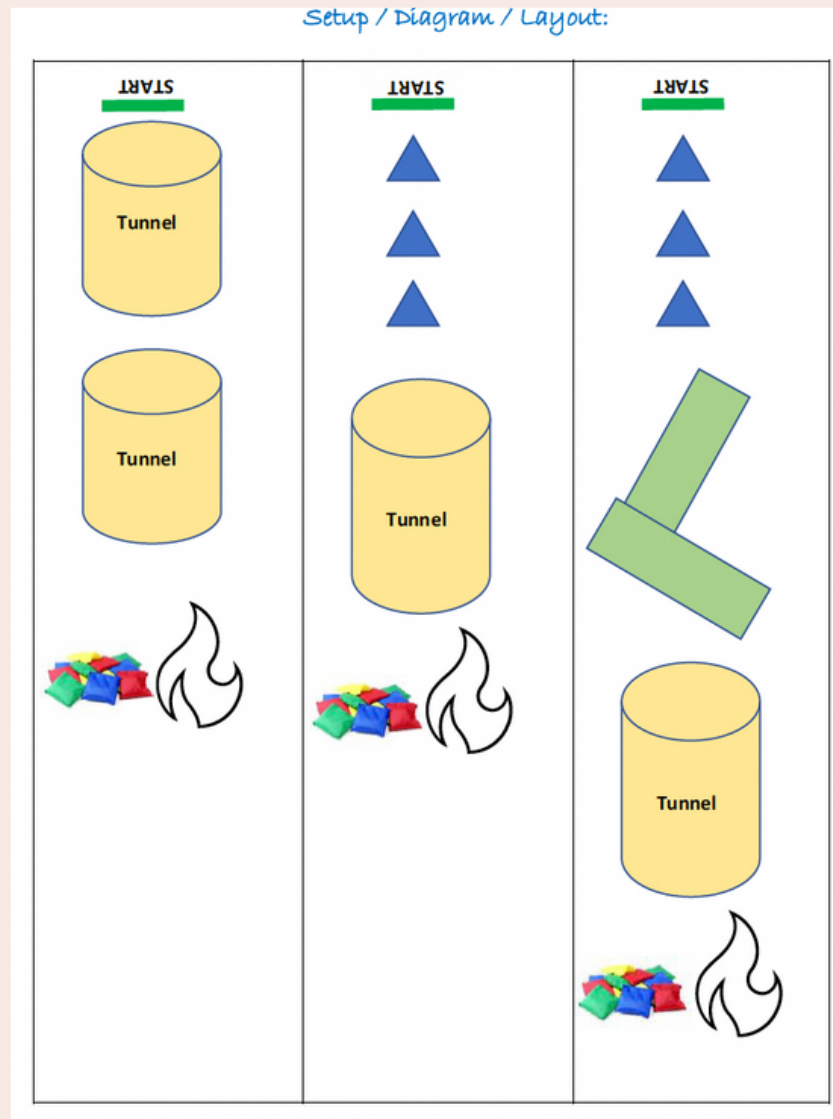


Domains that are integrated: Motor Skills Development and Discovery of the World

Objectives:

- Demonstrate control and coordination in fine motor tasks - putting on the attire of a gardener and carrying out the repotting game
- Demonstrate balance and stability through balancing a bean bag on top of their head while walking along the pathway
- Understand and explore the role, tools, and tasks of a gardener
- Learn about how the plant grows and what the plant needs to grow

(e) The Fireman



Domains that are integrated: Motor Skills Development and Numeracy

Objectives:

- Learn about the role of a fireman and experience the thrill of putting out a "fire" using a water squirter/bean bag
- Develop their fine and gross motor skills
- Learn about numbers in a fun and exciting way

(2) ACTIVE NAVIGATION ROUTE

Tarmac road navigation route with Push & Ride vehicle for children to get from one location to another in a fun way while incorporating gross motor skills.



(3) BRAIN BREAKS

Playgroup

(a) My Body

The teacher will sing a song that mentions parts of the body. Children will listen and touch the body parts according to the lyrics.



Pre-Nursery

(b) I Spy

Children will take turns to be the spy and will say "I spy ____". The others will point towards the mentioned.



Nursery 2

(c) Numbered Moves

Prepare 2 dice. (1 for numbers, 1 for moves). Roll both dice and look at the moves they need to do and how many times. E.g. Jump 2 times



(d) Air Drawing

Children/teachers will take turns saying the name of a shape. Everyone will use their pointer finger to draw the shape in the air.



(e) Follow Me!

Children will take turns being the main person. The main person will do an action and the other children will follow.

